

“The Christmas Owl” Research Activities and Read-aloud Lesson Plan



SCROLL
to take a look inside!

Easy-Prep Holiday Activity

Printable

Digital

Today in library class, we read “The Christmas Owl,” written by Ellen Kalish and Gideon Sterer and illustrated by Ramona Kaulitzki.

Learn more about different owls in a library database, a research website, or a nonfiction book.

Keywords to use:
Owl
Snowy owl

NATIONAL GEOGRAPHIC KIDS

learned today:

© Mrs. J in the Library LLC

Learn more about owls in a library database, research website, or nonfiction book.

Keywords to try:
Owl
Snowy owl
Great horned owl
Screech owl
Spotted owl
F owl

Pebble GO

WORLD BOOK KIDS
Encyclopedia Database

NATIONAL GEOGRAPHIC KIDS

BRITANNICA KIDS

Christmas Owl

and Gideon Sterer, Illustrated by Ramona Kaulitzki

Created by
Mrs. J in the
Library



Research Activities for
“The Christmas Owl”

RESEARCH ACTIVITIES


to explore 1 or more library resources

★ Easy introduction to online databases and trustworthy websites for K-3 library classes

★ Listed keywords are pre-researched to work in each online resource!


★ Editable in Microsoft PowerPoint, Google Slides, and Google Docs

Today in library class, we read "The Christmas Owl," written by Ellen Kalish and Gideon Sterer and illustrated by Ramona Kaulitzki.



Learn more about different owls in a library database, a research website, or a nonfiction book.

Keywords to use:
Owl
Birds of prey



Today in library class, we read "The Christmas Owl," written by Ellen Kalish and Gideon Sterer and illustrated by Ramona Kaulitzki.



Learn more about owls in a library database, a research website, or nonfiction book.

Keywords to use:
Owl
Snowy owl
Great horned owl
Barn owl
Spotted owl
Elf owl



The Christmas Owl

FULL CONTENTS


✓ Printable research activity
take-home sheets
Full color and black & white

✓ Digital research activities
in Google Slides

✓ Comprehensive lesson
plan with standards

✓ Teacher notes and video
directions

Today in library class, we read "The Christmas Owl,"
written by Ellen Kalish and Gideon Sterer and illustrated by Ramona Kaulitzki.



Learn more about different owls in a library
database, a research website, or a
nonfiction book.

Keywords to use: **Pebble**
Owls
Snowy owls **GO**

Write one new fact that you learned today:



Learn more about owls in a library database,
research website, or nonfiction book.

Keywords to use:
Owls
Snowy owls

Pebble
GO

The Christmas Owl

Written by Ellen Kalish and Gideon Sterer, Illustrated by Ramona Kaulitzki

Printable Activities

✓ Editable in Microsoft PowerPoint or Google Slides

✓ 4 different versions to use a single online resource

✓ 1 version lets students choose their own online resource

✓ Nonfiction books can be used instead of online resources.

The image shows four overlapping printable activity cards for the book "The Christmas Owl" by Ellen Kalish and Gideon Sterer, illustrated by Ramona Kaulitzki. Each card has a different layout for research resources. The top-left card features the "WORLD BOOK KIDS Encyclopedia Database" logo and a list of owl keywords: Owl, Snowy owl, Great horned owl, Barn owl, Spotted owl, and Elf owl. The top-right card features the "NATIONAL GEOGRAPHIC KIDS" logo and the same list of owl keywords. The bottom-left card features the "Pebble GO" logo and the same list of owl keywords. The bottom-right card features logos for "Pebble GO", "WORLD BOOK KIDS Encyclopedia Database", "NATIONAL GEOGRAPHIC KIDS", and "BRITANNICA KIDS", along with the same list of owl keywords. Each card includes the text: "Today in library class, we read 'The Christmas Owl,' written by Ellen Kalish and Gideon Sterer and illustrated by Ramona Kaulitzki. Learn more about different owls in a library database, research website, or nonfiction book." and a prompt: "Write one new fact that you learned today:" with a blank line for the answer.


Digital Activities



Learn more about owls in a library database, research website, or nonfiction book.

Keywords to try:

Owl
Snowy owl
Great horned owl
Barn owl
Spotted owl
Elf owl



The Christmas Owl

Written by Ellen Kalish and Gideon Sterer, Illustrated by Ramona Kaulitzki

The
Written by Ellen Kalish and



Learn more about owls in a library database, research website, or nonfiction book.

Keywords to use:

Owl
Snowy owl
Great horned owl



Learn more about owls in a library database, research website, or nonfiction book.

Keywords to use:

Owls
Snowy owls



Learn more about owls in a library database, research website, or nonfiction book.

Keywords to use:

Owl
Birds of prey



by Ramona Kaulitzki

The
Written by Ellen Kalish and



Learn more about owls in a library database, research website, or nonfiction book.

Keywords to use:

Owl
Snowy owl
Great horned owl
Barn owl
Spotted owl
Elf owl

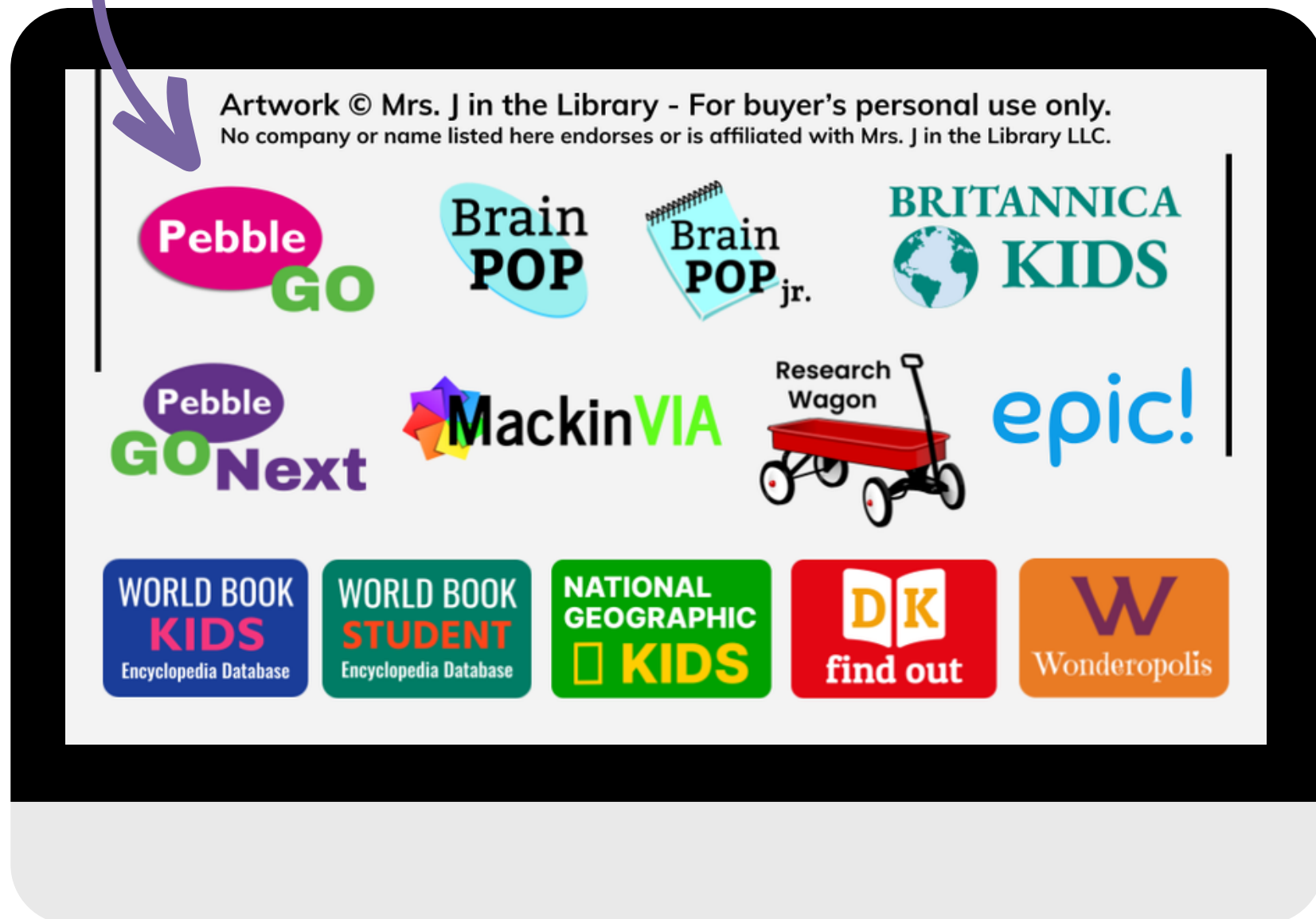


The Christmas Owl

Written by Ellen Kalish and Gideon Sterer, Illustrated by Ramona Kaulitzki

Extra Icons & Graphics

Copy and paste into other slides to change the online resource.



Comprehensive Lesson Plan

Editable, complete lesson plan, aligned to:

- AASL Standards for Learners
- Common Core ELA Standards

Library Lesson	One-Class Research Activities with a Book Read-aloud
Grade(s)	Kindergarten, 1st Grade, 2nd Grade, and 3rd Grade
Objective(s)	Students will be able to listen attentively to the book and answer questions about genre, characters, plot, setting, themes, and/or nonfiction facts. Students will be able to use keywords to explore online databases and research websites. Students will be able to share a fact they learned with their learning community (their class, their teacher-librarian, their classroom teacher, and/or their family). Every library class: Students will be able to return their library books on time. Students will be able to find and select a book that is appropriate for their reading level.
Big Ideas & Essential Questions from the Pennsylvania Library Model Curriculum (2019)	Big Idea 1: Inquire - Learners build new knowledge by inquiring, reading, thinking critically, identifying problems, and developing strategies for solving problems. <ul style="list-style-type: none">• How do learners display curiosity and initiative?• How do learners engage with and create meaning from information and text? Big Idea 3: Collaborate - Learners work with others to broaden perspectives and work toward common goals. <ul style="list-style-type: none">• How do learners adapt, communicate, and actively participate?• How do learners actively participate? Big Idea 4: Curate - Learners make, share, and use resources of personal relevance. <ul style="list-style-type: none">• How do learners act on an inquiry?• How do learners gather information? Big Idea 5: Explore - Learners read, share, and reflect on their experiences. <ul style="list-style-type: none">• How do learners read widely?

Library Lesson	One-Class Research Activities with a Book Read-aloud
Procedure	Materials are located in the appropriate lesson bin marked on the Lessons Shelf. <ol style="list-style-type: none">1. Students enter the library, return or renew books, and sit "criss-cross-applesauce" on the carpet. Review the behavior expectations for listening to a read-aloud, as needed.2. Introduce the book, and begin reading aloud.3. As you read the book and if time allows, stop periodically to ask questions during reading about plot, characters, etc. Help students use context clues to figure out the meaning of unknown words.4. When finished reading, give directions for research activity using the online research database, research website, or nonfiction books to learn more about a nonfiction topic related to the book.5. Dismiss students for book exchange (unless you prefer to do book exchange before reading).6. Book exchange procedure - Allow about 10 minutes for students to choose new books. Remind students to use "good library manners" as they look for books and check out. Students who didn't return a book should go straight to the circulation desk to check their card.

Library Lesson	One-Class Research Activities with a Book Read-aloud
AASL National School Library Standards for Learners (2018)	I. INQUIRE - Build new knowledge by inquiring, thinking critically, identifying problems, and developing strategies for solving problems. D. Grow - Learners participate in an ongoing inquiry-based process by: <ol style="list-style-type: none">1. Continually seeking knowledge. III. COLLABORATE - Work effectively with others to broaden perspectives and work toward common goals. A. Think - Learners identify collaborative opportunities by: <ol style="list-style-type: none">1. Demonstrating their desire to broaden and deepen understandings. D. Grow - Learners actively participate with others in learning situations by: <ol style="list-style-type: none">1. Actively contributing to group discussions.
AASL National School Library Standards for Learners (2018) continued	IV. CURATE - Make meaning for oneself and others by collecting, organizing, and sharing resources of personal relevance. C. Share - Learners exchange information resources within and beyond their learning community by: <ol style="list-style-type: none">1. Accessing and evaluating collaboratively constructed information sites. V. EXPLORE - Discover and innovate in a growth mindset developed through experiences and reflection. A. Think - Learners develop and satisfy personal curiosity by: <ol style="list-style-type: none">1. Reading widely and deeply in multiple formats and write and create for a variety of purposes.3. Engaging in inquiry-based processes for personal growth. C. Share - Learners engage with the learning community by: <ol style="list-style-type: none">1. Expressing curiosity about a topic of personal interest or curricular relevance.
National Common Core ELA Standards (2010)	Kindergarten Reading: Foundational Skills CCSS.ELA-Literacy.RF.K.4 Read emergent-reader texts with purpose and understanding. Reading: Informational Text CCSS.ELA-Literacy.RI.K.1 With prompting and support, ask and answer questions about key details in a text. CCSS.ELA-Literacy.RI.K.10 Actively engage in group reading activities with purpose and understanding. Reading: Literature CCSS.ELA-Literacy.RL.K.1 With prompting and support, ask and answer questions about key details in a text. CCSS.ELA-Literacy.RL.K.3 With prompting and support, identify characters, settings, and major events in a story. CCSS.ELA-Literacy.RL.K.10 Actively engage in group reading activities with purpose and understanding. Writing CCSS.ELA-Literacy.W.K.7 Participate in shared research and writing projects (e.g., explore a number of books by a favorite author and express opinions about them). Speaking and Listening CCSS.ELA-Literacy.SL.K.1 Participate in collaborative conversations with diverse partners about kindergarten topics and texts with peers and adults in small and larger groups. CCSS.ELA-Literacy.SL.K.2 Confirm understanding of a text read aloud or information presented orally or through other media by asking and answering questions about the text and seeking clarification if something is not understood.