


Library Shelf Signs Bundle Contents:

This bundle includes the following products.
Scroll down to see the preview
and Teacher Notes for each one.



Dewey Nonfiction Signs




Alphabet Shelf Signs

[Nonfiction Whole Number Dewey and Alphabet Letters Shelf Signs](#)



Slim Nonfiction Signs

[Slim, Editable Nonfiction Dewey Signs](#)

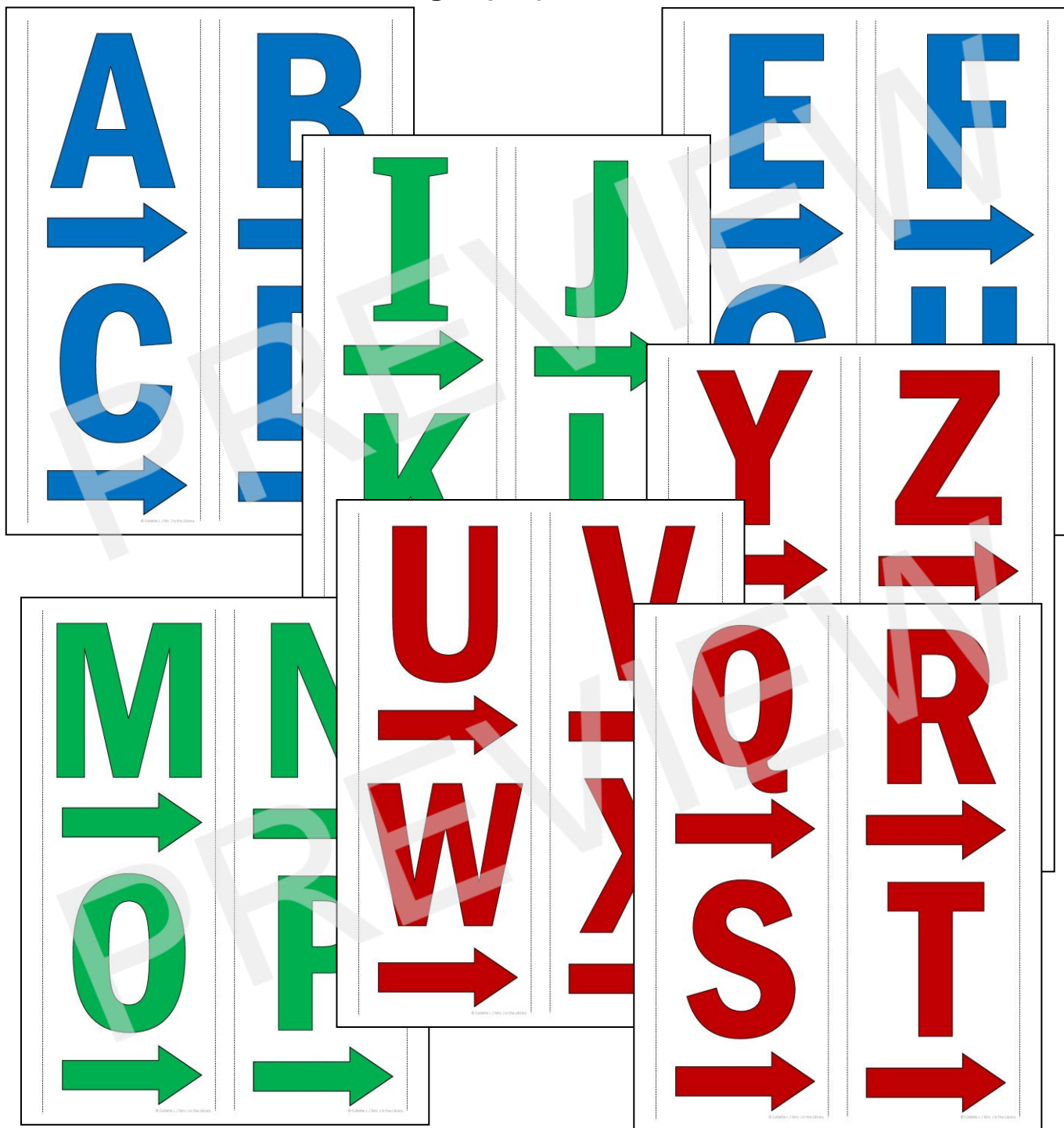


Alphabet Letter Signs

[Slim, Editable Alphabet Letter Signs](#)

Nonfiction Dewey and Alphabet Shelf Signs Contents:

Alphabet Signs for Everybody / Easy, Fiction, and/or
Biography Sections



Product Contents (cont.):

Dewey Nonfiction Signs for Popular Topics

Editable in Microsoft PowerPoint .pptx file;

Easy-to-print PDF file is also included.

133



Ghosts and Haunted Houses



320



Government



330



Economics and Money



340



U.S. Constitution



350



Military



370



School



530


540



550



Earth Science and Weather



394



Holidays



398



Fairy Tales and Folktales



398




Princess Stories



520



Outer Space and Planets



567



Dinosaurs



577



Habitats

















Product Contents (cont.):

Dewey Nonfiction Signs for Popular Topics

Editable in Microsoft PowerPoint .pptx file;

Easy-to-print PDF file is also included.

580 → Plants 	590 → Animals 	595 → Crustaceans, Spiders, and Insects 	595 → Insects 	595 → Spiders 	597 → Fish 
598 → Birds 	599 → Ocean Mammals 	597 → Amphibians 	597 → Reptiles and Lizards 		
599 → Land Mammals 	599 → Bears 	599 → Wild Cats 	599 → Monkeys 		

Product Contents (cont.):

Dewey Nonfiction Signs for Popular Topics

Editable in Microsoft PowerPoint .pptx file;

Easy-to-print PDF file is also included.

597 → Snakes 	599 → Mars 	599 → Bats 	599 → Elephants 	599 → Wild Dogs 	### → Template
599 → Cats 	599 → Dogs 	599 → Pets 	599 → Horses 		
636 → Cats 	636 → Dogs 	636 → Pets 	636 → Horses 		

Product Contents (cont.):

Dewey Nonfiction Signs for Popular Topics

Editable in Microsoft PowerPoint .pptx file;

Easy-to-print PDF file is also included.













610 → Health and Medicine 	620 → Machinery and Vehicles 	641 → Cookbooks and Food 	780 → Music 	740 → Drawing, Crafts, and Makerspace 	793 → I Spy, Puzzles, Games, and Magic Tricks 
796 → Sports 	796 → Football 	796 → Soccer 	741 → Graphic Novels 	### → Template 	
796 to 799 → Sports 	799 → Hunting and Fishing 	796 → Basketball 	796 → Baseball and Softball 		

Product Contents (cont.):

Dewey Nonfiction Signs for Popular Topics

Editable in Microsoft PowerPoint .pptx file;

Easy-to-print PDF file is also included.

<p>796</p> <p>→</p> <p>Hockey</p>  	<p>818</p> <p>→</p> <p>Joke Rid</p>  <p>Ha!</p>	<p>910</p> <p>→</p> <p>RMS <i>Titanic</i></p> 	<p>930</p> <p>→</p> <p>Ancient History or Very Long Ago</p>  	<p>92</p> <p>→</p> <p>Biographies</p> 	<p>920</p> <p>→</p> <p>Biographies</p> 
<p>960</p> <p>→</p> <p>Africa</p> 	<p>971</p> <p>→</p> <p>Canada</p>   	<p>920</p> <p>→</p> <p>United States Presidents</p> 	<p>920</p> <p>→</p> <p>World Explorers</p> 		
<p>940</p> <p>→</p> <p>Europe and World Wars I and II</p>   	<p>950</p> <p>→</p> <p>Asia</p>     	<p>972</p> <p>→</p> <p>Mexico and Central America</p>   	<p>973 to 979</p> <p>→</p> <p>United States History</p>   		

Product Contents (cont.):

Dewey Nonfiction Signs for Popular Topics

Editable in Microsoft PowerPoint .pptx file;

Easy-to-print PDF file is also included.

973 → U.S. Civil War

973 → Ame Rev

910 → RMS Titanic

930 → Ancient History or Very Long Ago

974 → Pennsylvania History

994 → South America

990 → Australia, the Arctic, and Antarctica

994 → Australia History

→ Template

→ Template

to #### → Template

to #### → Template

**Blank Templates
to Add Your Own
Topics or Subjects
in Microsoft PowerPoint
.pptx file**

Product Photos:



Alphabet letter signs in the Everybody or Picture Books section

Dewey signs in the nonfiction section



Teacher Notes and Terms of Use


- 1. These library shelf signs are designed to fit exactly on the tall backs of plastic magazine file case**, sometimes called file boxes, file holders, or book file cases. They can be purchased from Demco ([large ones here](#) or [here](#)), or The Library Store ([color or translucent](#)) if you don't have any extra ones in your library or other libraries in your district. You can even find cardboard ones on [Amazon](#) (affiliate link).
Please note: The products linked are available as of November 2020. If you make a purchase through the affiliate links in these notes, I may received a small commission.
- 2. The Dewey nonfiction signs are printed 2 per page** and they cover the whole back of the magazine file box. **The letters are printed 4 per page**, and they can be doubled up to save shelf space. **Cut and laminate the signs** for the most durability. I taped them on the magazine boxes with [clear packaging tape](#) or [Mavalus tape](#) (affiliate links).
- 3. You may modify, delete, and replace any of the clipart, images, or text.** It is ALL editable! [See this video tutorial](#) on how to quickly and easily change the color scheme of all the signs at once.
- 4. If your shelves are too short** to fit the whole magazine file box, turn it on its side so the bottom shows. I did that on my library's everybody shelves with the alphabet letter signs until I could weed and move the shelves to accommodate the taller signage.
- 5. Terms of Use** – This product is copyrighted by [Collette J. / Mrs. J in the Library](#). **By purchasing this product, you are purchasing a one-user license, so please do not share this product with others.** Feel free to edit any of the TEXT (not graphic) content according to your needs.
- 6. Graphics Terms of Use** – This product was created using licensed graphics from several graphics/clipart artists (listed on last page). It is a violation of copyright law to “lift” or remove the graphics for other purposes. To obtain your own license, visit the artists' websites.
- 7. Want more practical tips and inspiration for your library?** [Sign up for my email newsletter](#), and I'll send you helpful blog posts, resources, and occasional product news right to your inbox!

Slim Alphabet Letter Shelf Signs

Product Contents:

For Biography Section – B and BIO call number options

8.5" x 11" letter size paper; *Editable* in Microsoft PowerPoint .pptx file; Easy-to-print PDF file is also included. Colors can be changed all at once with a few clicks.




Slim Alphabet Letter Shelf Signs

Product Contents: (continued)

For Everybody / Picture Books Section – E call numbers

8.5" x 11" letter size paper; *Editable* in Microsoft PowerPoint .pptx file; Easy-to-print PDF file is also included. Colors can be changed all at once with a few clicks.




Slim Alphabet Letter Shelf Signs

Product Contents: (continued)

For Fiction Section – F and FIC call number options

8.5" x 11" letter size paper; *Editable* in Microsoft PowerPoint .pptx file; Easy-to-print PDF file is also included. Colors can be changed all at once with a few clicks.




Slim Alphabet Letter Shelf Signs


Product Contents: (continued)

For Graphic Novels Section – GN call numbers

8.5" x 11" letter size paper; *Editable* in Microsoft PowerPoint .pptx file; Easy-to-print PDF file is also included. Colors can be changed all at once with a few clicks.



Product in Action Photos:



Alphabet
letter
signs in
the
Biography
section



Teacher Notes and Terms of Use

1. These library shelf signs are designed to fit in upcycled VHS video cases or wrapped around weeded books or encyclopedias. If you don't have any extra video cases, check with your district or public library system. If you use weeded books or [Demco® book dummies](#), cover the shelf sign with a mylar cover like a dust jacket for best durability.
2. In my own library, I used VHS video cases, but there are other products that should fit these signs. I have not tried them myself, but according to the dimensions listed on the product page as of January 2023, they will work. **Do your own research to verify all shelf sign holder dimensions!**
3. Alternatively, you can use only the “spines” of the video case signs, which are 1.2 (or just shy of 1 ¼) inches wide. You can cut them to fit the following products:
 - Demco® [Book-Stops™ section markers](#) are 6.5” tall and 1.5” wide, so you will have to cut about 1 inch off the bottom.
 - You can also purchase [label holders](#) and the shortened spines will slide right into them.
 - Gressco [clip-on book supports](#) are also 6.5” tall and 1.5” wide, so they also require cutting about 1 inch off the bottom.
 - Their [label holders can be purchased here](#), and you should choose the “flat” option.
 - Demco® [wedge shelf markers](#) and Demco® [library shelf markers](#) are both 6” high, so you will have to cut about 1.5” off the bottom of the spines.
 - I would recommend printing on [adhesive sticker paper](#) with a laser printer to make these work best.
 - You can cover the sticker with [clear packaging tape](#), book repair tape, or label protectors for durability.
 - Demco® plastic square shelf markers and The Library Store [heavy-duty plastic shelf markers](#) are both 8.5” tall, so no trimming is needed. Printing on adhesive sticker paper and covering with tape as described above is still recommended.

Please note: The products linked are available as of January 2023. If you make a purchase through the affiliate links in these notes, I may receive a small commission.

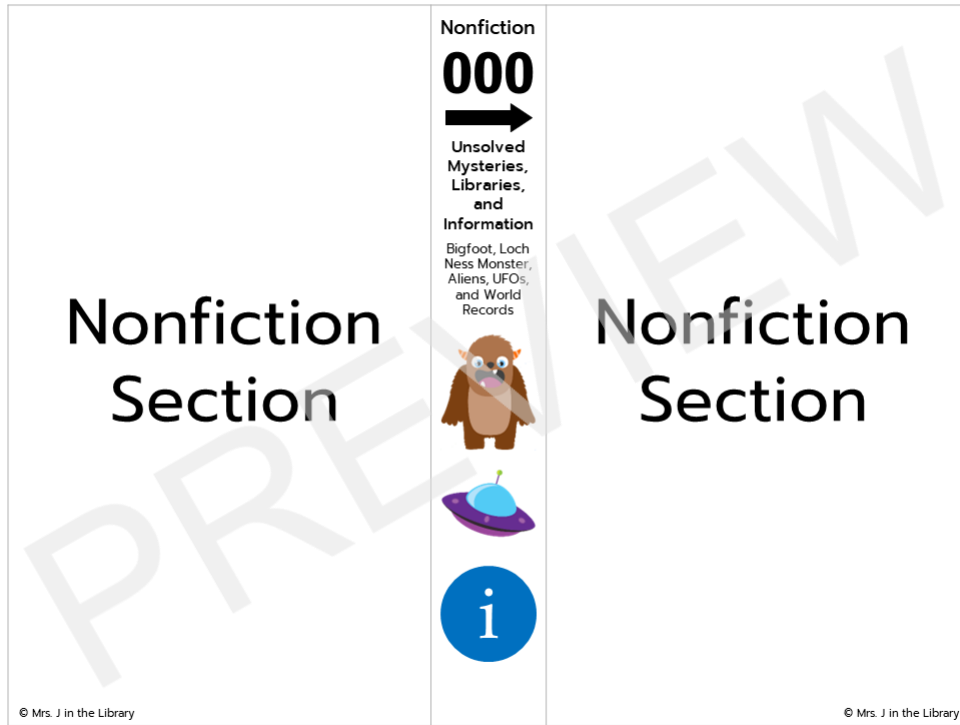
Teacher Notes and Terms of Use (continued)

4. The alphabet letter signs are printed 1 per page/slide on letter-size paper (8.5" x 11"), and they wrap around the whole video case cover or book cover.
5. You can duplicate any sign by right-clicking on the PowerPoint slide, and selecting "duplicate" to create your own too.
6. You may modify, delete, and replace any of the clipart, images, or text. It is ALL editable! [See this video tutorial](#) on how to quickly and easily change the color scheme of all the signs at once.
7. The fonts are embedded in the PowerPoint files, so you should be able to use them, but in case you need to install them on your computer, they are Francois One and Prompt.
 - [Francois One](#) is a free Google font you can download for personal and educational use.
 - [Prompt](#) is also a free Google font you can download in multiple thicknesses. This product uses the regular and medium ones.
8. **Terms of Use** – This product is copyrighted by [Collette J. / Mrs. J in the Library](#). **By purchasing this product, you are purchasing a one-user license, so please do not share this product with others.** Feel free to edit any of the TEXT (not graphic) content according to your needs.
9. **Graphics Terms of Use** – This product was created using licensed graphics from several graphics/clipart artists (listed on last page). It is a violation of copyright law to "lift" or remove the graphics for other purposes. To obtain your own license, visit the artists' websites.
10. **Want more practical tips and inspiration for your library?** [Sign up for my email newsletter](#), and I'll send you helpful blog posts, resources, and occasional product news right to your inbox!

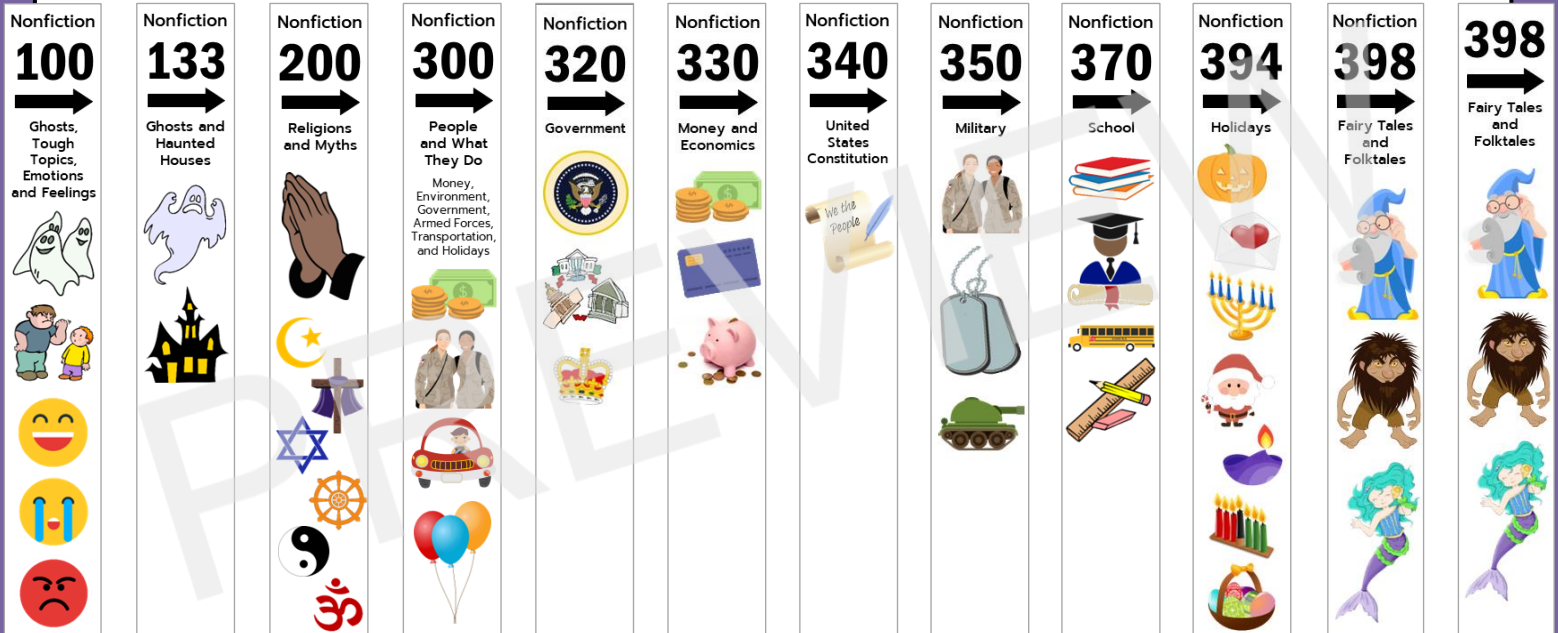
Slim Nonfiction Shelf Signs

Product Contents:

All 91 signs are 7.5" tall, and the "spine" is 1.2" wide. *Files are editable* in Microsoft PowerPoint .pptx format.





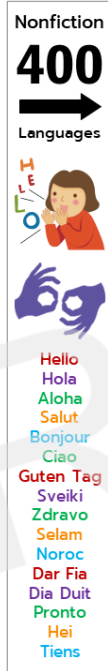
- Colors can be changed all at once with a few clicks.
- 8.5" x 11" letter paper size for printing
- Easy-to-print PDF file is also included.



Slim Nonfiction Shelf Signs

Product Contents: (continued)

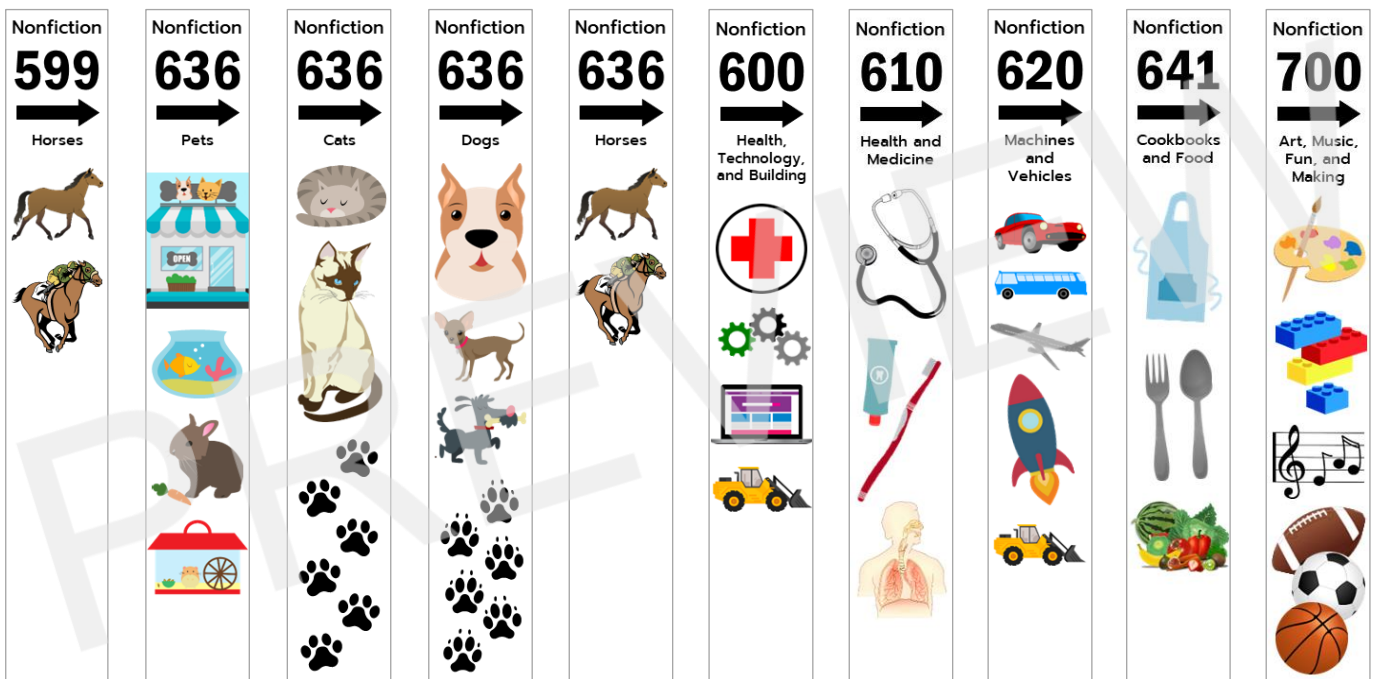

398 and 800's have option to include nonfiction label, or not.



Slim Nonfiction Shelf Signs

Product Contents: (continued)

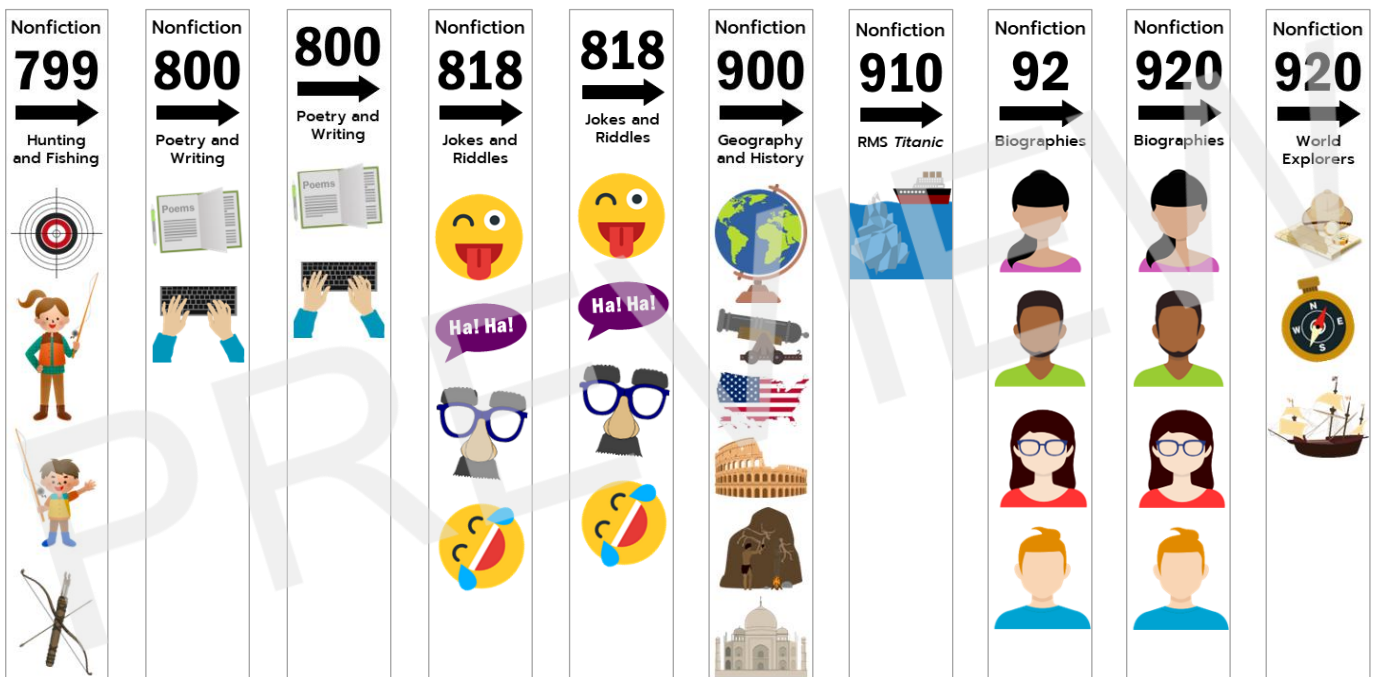
398 and 800's have option to include nonfiction label, or not. Pets can be 599 or 636.



Slim Nonfiction Shelf Signs

Product Contents: (continued)

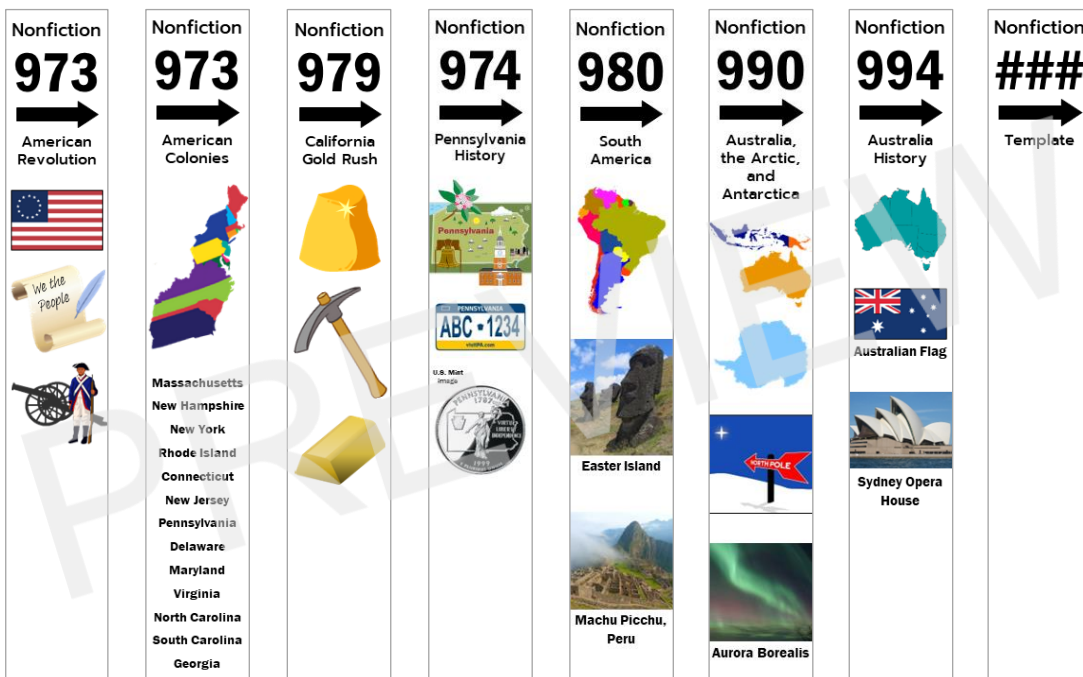
398 and 800's have option to include nonfiction label, or not.




Slim Nonfiction Shelf Signs

Product Contents: (continued)

Blank template is also included to create your own topics or subjects.




Product in Action Photos:



Dewey signs on an sample shelf*

*Yes, I know the books shown are biographies. I had to improvise these photos.



Teacher Notes and Terms of Use

1. These library shelf signs are designed to fit in upcycled VHS video cases or wrapped around weeded books or encyclopedias. If you don't have any extra video cases, check with your district or public library system. If you use weeded books or [Demco® book dummies](#), cover the shelf sign with a mylar cover like a dust jacket for best durability.
2. In my own library, I used VHS video cases, but there are other products that should fit these signs. I have not tried them myself, but according to the dimensions listed on the product page as of January 2023, they will work. **Do your own research to verify all shelf sign holder dimensions!**
3. Alternatively, you can use only the “spines only” signs, which are 1.2 inches (or just under 1¼”) wide. There are 7 spines on each 8.5” x 11” letter-size page. You can cut them to fit the following products:
 - Demco® [Book-Stops™ section markers](#) are 6.5” tall and 1.5” wide, so you will have to cut about 1 inch off the bottom.
 - You can also purchase [label holders](#) and the shortened spines will slide right into them.
 - Gressco [clip-on book supports](#) are also 6.5” tall and 1.5” wide, so they also require cutting about 1 inch off the bottom.
 - Their [label holders can be purchased here](#), and you should choose the “flat” option.
 - Demco® [wedge shelf markers](#) and Demco® [library shelf markers](#) are both 6” high, so you will have to cut about 1.5” off the bottom of the spines.
 - I would recommend printing on [adhesive sticker paper](#) with a laser printer to make these work best.
 - You can cover the sticker with [clear packaging tape](#), book repair tape, or label protectors for durability.
 - Demco® plastic square shelf markers and The Library Store [heavy-duty plastic shelf markers](#) are both 8.5” tall, so no trimming is needed. Printing on adhesive sticker paper and covering with tape as described above is still recommended.

Please note: The products linked are available as of January 2023. If you make a purchase through the affiliate links in these notes, I may receive a small commission.

Teacher Notes and Terms of Use (continued)

4. **The Dewey nonfiction signs are printed 1 per page/slide** on letter-size paper (8.5" x 11"), and they wrap around the whole video case cover or book cover.
5. **You can duplicate any sign** by right-clicking on the PowerPoint slide, and selecting "duplicate" to create your own too.
6. **You may modify, delete, and replace any of the clipart, images, or text.** It is ALL editable! [See this video tutorial](#) on how to quickly and easily change the color scheme of all the signs at once.
7. The fonts are embedded in the PowerPoint file, so you should be able to use them, but in case you need to install them on your computer, they are Franklin Gothic Demi Cond and Prompt.
 - [Franklin Gothic Demi Cond](#) comes with most Microsoft Office installations, but can be found online to download (check the font license when downloading to make sure personal and educational use is okay).
 - [Prompt](#) is a free Google font you can download in multiple thicknesses. This product uses the regular and medium ones.
8. **Terms of Use** – This product is copyrighted by [Collette J. / Mrs. J in the Library](#). **By purchasing this product, you are purchasing a one-user license, so please do not share this product with others.** Feel free to edit any of the TEXT (not graphic) content according to your needs.
9. **Graphics Terms of Use** – This product was created using licensed graphics from several graphics/clipart artists (listed on last page). It is a violation of copyright law to "lift" or remove the graphics for other purposes. To obtain your own license, visit the artists' websites.
10. **Want more practical tips and inspiration for your library?** [Sign up for my email newsletter](#), and I'll send you helpful blog posts, resources, and occasional product news right to your inbox!



Thank you for checking out Mrs. J in the Library!

If you found this product helpful or useful, please consider [writing a review HERE](#).

If you have a question/comment about this product, please email me at MrsJ@mrsjinthelibrary.com, and I will do my best to address your needs.

More Products from Mrs. J in the Library...

K-12 Library BUNDLE!
Lesson Plan **TEMPLATES**
for Kindergarten through 12th Grade

Library Explorer's Passport
Library Catalog Skills
Passport Unit

School Library Website Template for Google Sites

All clipart and graphics are from [Empty Jar Illustrations](#), [Pixabay](#), Microsoft Office clipart, and/or licensed from [DepositPhotos](#).

This work is copyrighted by Collette J. / [Mrs. J in the Library](#).
By purchasing this product, you are purchasing a one-user license.
Feel free to modify any of the TEXT materials for use in your classroom.
Images may NOT be removed from the product.



About Collette J.

Mrs. J in the Library

I'm a teacher-librarian with over a decade of experience teaching information fluency and research skills to elementary students.

I believe teacher-librarians and library spaces should inspire and empower students to create, as well as read, research, and think critically. I teach with literature-based activities in K-2 classes and library centers in grades 3-5, in addition to teaching collaboratively with classroom teachers and managing my library's physical and digital spaces. You can find me online at MrsJintheLibrary.com.

Because every library and every school is different, all of my products are editable so that my customers can modify them for their students' needs. If you have any questions about one of my products, please don't hesitate to [contact me](#).

